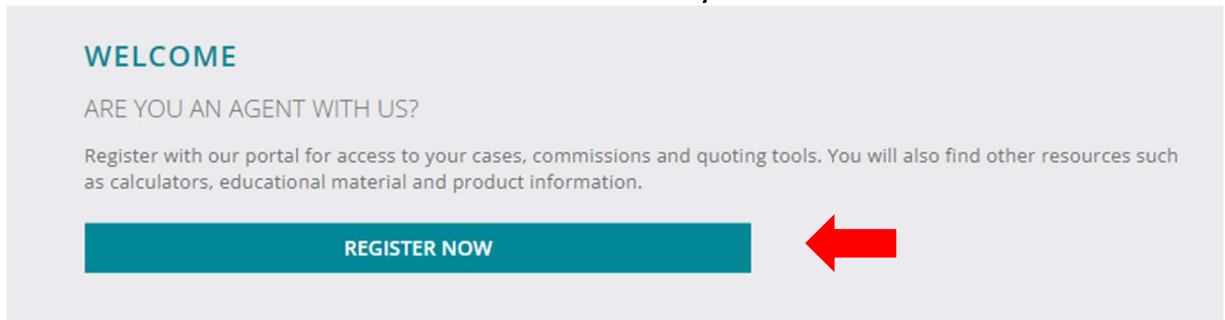


How to Register for the Ash Brokerage Agent Portal

1. Go to <https://www.ashbrokerage.com/>
2. Click on the ADVISOR LOGIN button in the upper right corner of your screen.



3. Click REGISTER NOW located in the middle of your screen.



4. Complete the required field and click CREATE ACCOUNT.

A 'PORTAL REGISTRATION' form with a close button (X) in the top right corner. It includes a password requirement section: 'Please choose a password that contains:' followed by a bulleted list: 'At least six characters', 'At least one uppercase letter', 'At least one lowercase letter', and 'At least one number OR special character'. The form fields are: 'I am an' (dropdown menu with 'Agent' selected), 'First Name', 'Last Name', 'Social Security Number' (with dashes), 'Email' (Email Address), 'Password', and 'Confirm Password'. A red arrow points to the 'Create Account' button at the bottom right.

5. Once you select create account, you will receive an ALMOST THERE! notification with instructions to check your email and confirm your account.



ALMOST THERE!

You are registered using [redacted]@ashbrokerage.com, but still need to verify your email address. Please check your email to confirm your account.

Didn't get an email? [Resend it.](#)

ASH
CONFIRM YOUR PORTAL REGISTRATION

Thank you for partnering with us!

Welcome to the Ash Advisor Portal!

Please [verify your email address](#) to get started.

What can you find on the portal?

- Quoting technology built to search all carriers for your client's best solution
- Streamlined digital application process
- Access to proprietary products
- Case management at your fingertips
- Educational resources

What's Next?

Be on the lookout for a welcome email from your onboarding specialist - a dedicated person to help you navigate your partnership with Ash.

Questions?

Please give your Ash team a call at (800) 589-3000!

[Verify My Email Address](#)

ASH
BROKERAGE

Whatever the question, whatever the need. Ash Answers.
(800) 589-3000



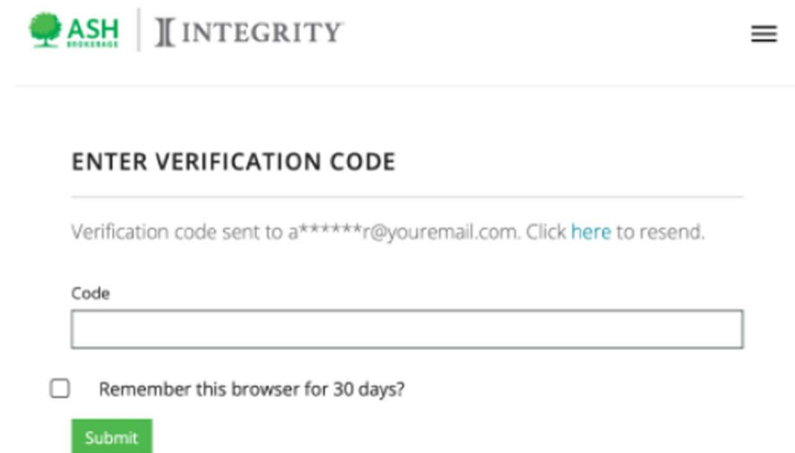
6. Once you select VERIFY MY EMAIL ADDRESS it will prompt you to enter your phone number for the Multi-Factor Authentication. Enter your phone number and submit.

CELL-PHONE-BASED MULTI-FACTOR AUTHENTICATION

For security purposes, please enter your cell phone number to complete setup of your multi-factor authentication to access the Ash Brokerage Advisor portal. Please add your cell phone number to receive a text message with a verification code to enter the site.

Cell Number

7. Once you add your phone number, you will be prompted to enter your verification code.



ENTER VERIFICATION CODE

Verification code sent to a*****r@youremail.com. Click [here](#) to resend.

Code

Remember this browser for 30 days?

8. Next, you will see the Registration Confirmation screen. Please select, COMPLETE YOUR PROFILE TO ACCESS ALL FEATURES OF OUR PRODUCER PORTAL.



Registration Confirmed

Mark you're good to go.
We know you want to get started right away, but there's a little bit more we need to know about you.

WOULD YOU RATHER:

- > Complete your profile to access all the features of our Producer Portal
- > Browse a limited-access demo site



9. Lastly, you will be directed to review your profile information. Please make corrections or fill in anything that is missing. Click SAVE CHANGES at the bottom.

ACCOUNT ✓ VERIFIED

Login

Email

Password [\[Change your password \]](#)

Identity

First Name

Preferred Name

Middle Name


Last Name

Suffix

Date Of Birth

Social Security Number - -

Providing us with this will allow you to view certain things such as commissions. If you do not feel comfortable doing this here, please feel free to contact us.



To return to this advisor portal, simply go to <https://www.ashbrokerage.com/>, select ADVISOR LOGIN, and login using your email and password.

If you need assistance, please contact Ash Brokerage Help Desk at (800) 589-3000 option 6.